

International Student Job Matching Platform Resume Pre-Registration Notice



Who Should Pre-register

International students looking to work in Korea, either expected graduates (D-2 visa) or graduates (D-10 visa).

Pre-Registration Period

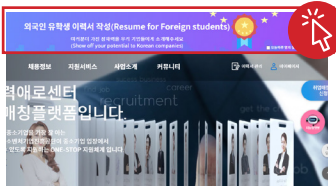
~2024.09.30(Mon)

How to Pre-register

- ✓ **Step1** Complete your membership registration
(Scan the QR code)
- ✓ **Step2** Create and register your resume
(Visit our homepage and click on the banner)

Apply for Pre-registration

- ✓ **Step1** Scan the QR code
- ✓ **Step2** Click the banner



Opening Schedule of the 'International Student Job Matching Platform'

The platform is set to officially launch in October. Pre-registered users will receive notifications before the launch.



055-751-9452, 9874



job.kosmes.or.kr



International Student Resume Pre-Registration

WE SUPPORT
INTERNATIONAL STUDENTS
TO GET A JOB AT A SMALL
AND MEDIUM-SIZED
COMPANY IN KOREA



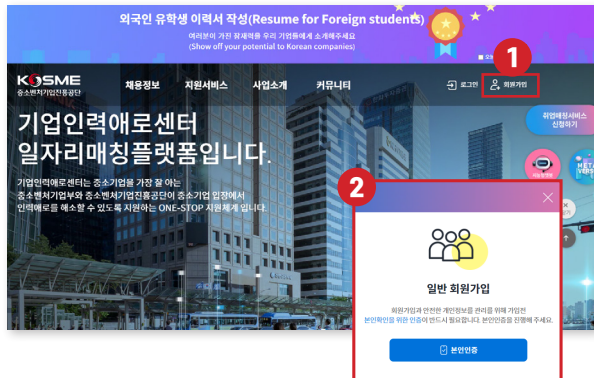


Membership Registration and Login

01

Website: <https://job.kosmes.or.kr>

- Click “membership” → “individual membership”
- “General” membership → Click “self-authentication”
→ Enter and consent to membership information



Resume Registration

03

- Resume Title: Specify the job or field you are interested in.
- Basic Information: Fill out all necessary details such as **your English name, date of birth, mobile phone number, nationality, visa, and expiration date of visa.**



Enter Your Education and Career Details

05

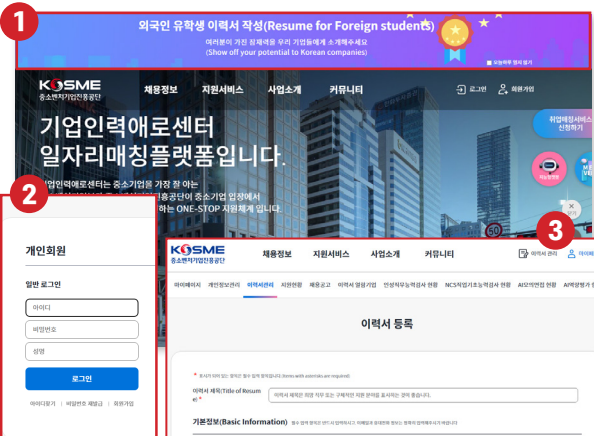
- Input your educational background.
- Provide your career information.



Writing Your Resume

02

- Click the banner
- “General” Login
- Completion of resume registration



Consent for Resume Submission and Information Use

04

- Confirm your address, job seeker type, and participating business type (auto-generated).
- Upload your resume photo. (option)
- Agree to the collection and use of your information.



Completing Your Resume

06

- Fill in additional information if applicable (option).
※ Be sure to include your level of Korean proficiency (TOPIK) under language skills.
- Enter your desired working conditions.
- Write a brief self-introduction. (option)
- Click “Complete and apply for matching” at the bottom.